



## Gas pressure remote thermometer Type 53

Industrial thermometer for wall mounting with mounting bracket, bayonet ring housing with rotating pin.



- Precision gas pressure thermometer, with mounting bracket, DIN 16 206
- Temperature range: -60 ... +700 °C
- Material: stainless steel, sheet steel

D-EN-Type53-20200213

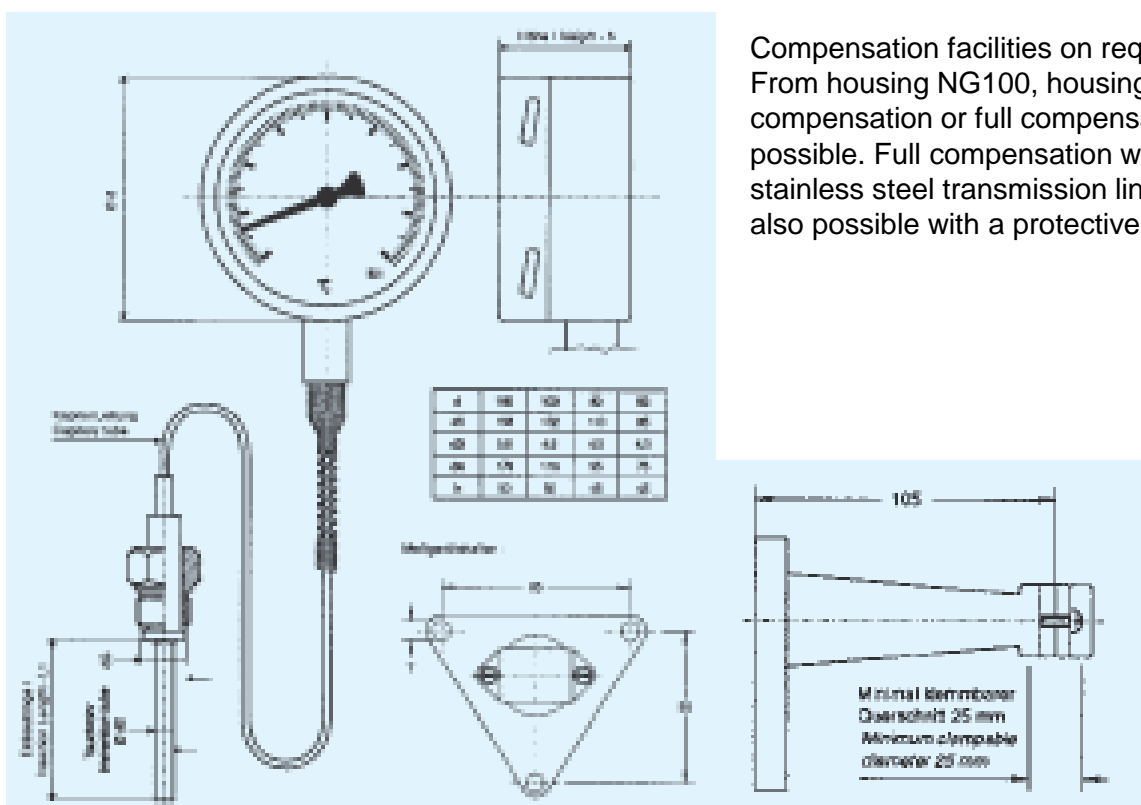


## Gas pressure remote thermometer Type 53

Industrial thermometer for wall mounting with mounting bracket, bayonet ring housing with rotating pin.

### Features

- Precision gas pressure thermometer, with mounting bracket, DIN 16 206
- Temperature range: -60 ... +700 °C
- Material: stainless steel, sheet steel
- Accuracy: Class 1 according to DIN 16 203
- Long-distance pipeline: stainless steel, ...PVC sheathed
- Additional devices: limit switches, oil damping
- Process connection: rotatable screw-in spigot for installation in protective tubes



Compensation facilities on request: From housing NG100, housing compensation or full compensation is possible. Full compensation with twisted stainless steel transmission line, optionally also possible with a protective hose.

D-EN-Type53-20200213

Housing material	
<b>Ordering code</b>	<b>E</b>
Stainless steel, 1.4301	1
Sheet steel	2

Material for dip tube and thread	
<b>Ordering code</b>	<b>0</b>
Brass	1
Stainless steel, 1.4571	3



## Gas pressure remote thermometer Type 53

Industrial thermometer for wall mounting with mounting bracket, bayonet ring housing with rotating pin.

Standard measuring ranges		
Ordering code	F	G
-40...+40 °C	4	9
-40...+60 °C	5	0
-30...+50 °C	5	2
-20...+40 °C	5	3
-20...+60 °C	5	4
0...+60 °C	5	8
0...+80 °C	5	9
0...+100 °C	6	0
0...+120 °C	6	1
0...+160 °C	6	2
0...+200 °C	6	3
0...+250 °C	6	4
0...+300 °C	6	5
0...+350 °C	6	6
0...+400 °C	6	7
0...+500 °C	6	8
0...+600 °C	6	9
Special range on request	9	9

Housing dimensions		
Ordering code:		C
ød	height (h)	
63	45	3
80	45	4
100	50	5
160	50	6
Dimensions of contact versions		
100	85	
160	100	

Thread	
Ordering code:	N
G 1/2"...SW27	1
G 3/4"...SW32	2
G 1"...SW41	3
M18 x 1,5...SW24	6
M20 x 1,5...SW27	7
M24 x 1,5...SW32	8
M27 x 2...SW32	9

Long-distance line		
Ordering code:	L	M
Stainless steel	0	3
Stainless steel with PVC coating	0	4
Stainless steel with flexible protective sleeve	0	5

Electrical connection	
Ordering code	I
Without	0
1 m connecting cable	1
socket	2

D-EN-Type53-20200213

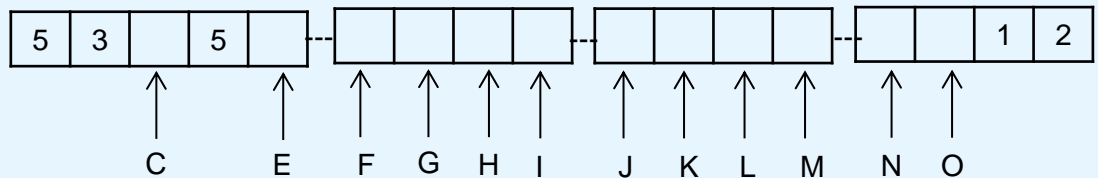


## Gas pressure remote thermometer Type 53

Industrial thermometer for wall mounting with mounting bracket, bayonet ring housing with rotating pin.

Contact functions		
Ordering code	J	K
<b>Single contact</b>		
Normally open contact	X	1
Normally closed contact	X	2
Changeover contact	X	3
<b>Bifurcated contact</b>		
2 x normally open contact	1	1
2 x normally closed contact	2	2
1. NOC / 2. NCC	1	2
1. NCC / 2. NOC	2	1

Accessories	
Ordering code:	H
Without accessories	0
Low-action execution	1
With magnet circuit	2
With inductive contact	3
With electronic contacts	4
Mark pointer	5
Drag pointer	6
Silicon oil filling	7
Glycerin filling	8



### Ordering code:

To order, please fill in all empty spaces.

The relevant key figures for all vacancies can be found in the tables above.



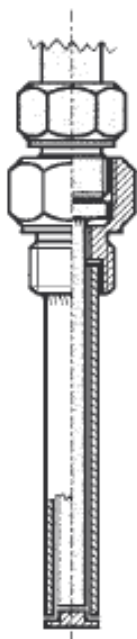
## Gas pressure remote thermometer Type 53

Industrial thermometer for wall mounting with mounting bracket, bayonet ring housing with rotating pin.

### Installation suggestions for thermometers with rotatable screw-in spigot

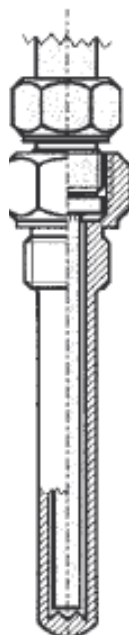
#### Protective tube

for screwing in several parts



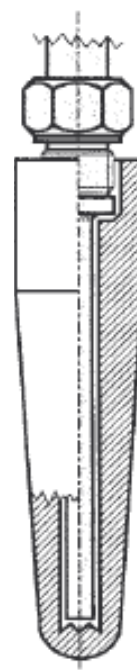
#### Protective tube

for screwing in one-piece



#### Protective tube

for welding in one-piece



#### Important instructions!

Technical changes and errors reserved. Pictures can be similar.

The operating instructions belonging to this device must be observed! Download at [www.schmidt-messtechnik.com](http://www.schmidt-messtechnik.com).