




## Oval Wheel Meter OI

Oval wheel meter for liquids



- For custody applications
- For nominal widths up to 100 mm
- Low pressure loss at high viscosities
- High measuring accuracy and reproducibility
  - Even at high operating temperatures
  - Even at high pressures
- Insensitive to vibrations, pressure changes, pulsations

D-EN-OIR-20190412



## Oval Wheel Meter OI

### Oval wheel meter for liquids

#### Features

- Approved for custody transfer applications
- For nominal widths from 25 to 100 mm
- Low pressure loss at high viscosities
- High measuring accuracy and reproducibility
  - Even at high operating temperatures (up to 180 ° C)
  - Even at high pressures (up to PN 40)
- Direct recording of the volume
- No infeed and outfeed sections required
- Robust design for long life and reliability
- Especially high long-term stability
- Insensitive to vibrations, pressure changes, pulsations

#### Measuring principle

Oval wheel meters belong to the group of direct volumetric meters for liquids with movable partition walls (displacement flow meters). The oval wheel meter consists of a measuring chamber housing with two pivoted oval wheels, which are toothed and roll off in counter-rotations around each other.

Each revolution of the oval wheels displaces four discrete volumes of fluid (defined by the space between oval wheel and measuring chamber) through the counter. The number of the rotations is a measure for the volume.

#### Range of application

The range of application of all oval wheel meters of the series OI comprises measuring of volumes and flowrates in the process, custody transfer, dosage and controlling of liquids. They are used for the measurement of intermediate and final liquid products such as liquefied gases, acids, alkaline solutions, fats, alcohol, solvents, dispersions, polymers, poly-condensates, paints, colors, adhesives and other media.

Please do not use the oval wheel meters to measure liquids with very high viscosities. The high accuracy provided by the oval wheel meters series OI ensures a maximum quality of products being manufactured. Oval wheel meters of the series OI are manufactured with nominal widths of 5 to 100 mm. Depending on the nominal width they can be used with up to PN40 with a maximum operating temperature of up to 180°C.



## Oval Wheel Meter OI

### Oval wheel meter for liquids

#### System design

Transducer: The measured value is recorded by Oval gear meters of the OI series.

For these oval wheel meters is an extensive program of additional equipment available. As mechanical, pneumatic, electrical and electronic transducers whose signals for remote counts, flow measurements and control, as well as for integration in higher-level automation systems can be used. They can also be used for metering suitable volume preselection devices with matching valves of various designs and work modes.

#### System configuration

##### Sensor:

Measuring of the volumetric flow and the volume of liquids is performed by the oval wheel meter.

- A magnetic coupling which transmits the rotation of the oval wheel to mechanical roller counters with the decisive advantage of having to work without auxiliary power, optionally with an encoder (e.g. AG19, AG01-08) for connection to flow computers, controls or control systems

or

- Via a direct electronic scanning of the rotation of the oval wheels by means of pulse generators (e.g. AG42, AG43) without further mechanical parts if necessary. With smart transmitter UST combined with the advantages of modern electronic solutions and indirect integration into control systems via 4-20mA / 2-wire technology / HART

For these oval wheel meters is an extensive program of additional equipment available as mechanical, pneumatic, electrical and electronic transducers whose signals for remote counts, flow measurements and controls, as well as for integration in higher-level automation systems can be used. Can also be used for dosing suitable quantity preselection devices with matching valves of different design and operation.

- **Pulse generator AG19 / AG20**  
(devices to be connected corresponding to EN50227 NAMUR)
- **Pulse generator AG42, AG43 Wiegand-principle** (devices to be connected corresponding to EN50227 NAMUR)
- **Pulse pick-up AG01-08 (Exd)**
- **Single indicator E and Double indicator D**
- **Mechanical resettable roller counter M5**  
M5 with presetting device  
M5V  
Step switches sp2 , sp22 , se2
- **Universal Smart Transmitter UST**  
The UST dispose by default with a local display, a 4-20 mA 2- wire current output for flow signal and HART-communication (FDT compatible driver available), and a separate pulse output for counting (original pulses or scaled pulses) according to NAMUR.



## Oval Wheel Meter OI

Oval wheel meter for liquids

### Measuring Range

Measuring ranges for media with Newtonian flow behavior for versions with plain bearings of the oval wheels

OI5, OI10, OI50, OI100, OI200, OI400: 0,3 - 3000 mPa.s (with special tothing: >150mPa.s)

Type	DN	Flow rate [l/min]	Liability at viscosity	< 0,3 mPa.s		0,3 - 1,5 mPa.s		1,5 - 150 mPa.s		to 350 mPa.s		to 1000 mPa.s		to 3000 mPa.s	
				[l/min]	[m³/h]	[l/min]	[m³/h]	[l/min]	[m³/h]	[l/min]	[m³/h]	[l/min]	[m³/h]	[l/min]	[m³/h]
OI 5	25	50	Min	8	0,5	5	0,3	5	0,3	2,5	0,15	1,25	0,075	0,45	0,027
			Max	40	2,4	50	3	50	3	25	1,5	12,5	0,75	4,5	0,27
			continuous operation	16	1	33	2	33	2	25	1,5	12,5	0,75	4,5	0,27
OI 10	25	100	Min	16	1	10	0,6	10	0,6	7	0,42	3,5	0,2	1,2	0,072
			Max	80	5	100	6	100	6	70	4,2	35	2	12	0,72
			continuous operation	33	2	66	4	80	4,8	70	4,2	35	2	12	0,72
OI 50	50	300	Min	50	3	30	1,8	30	1,8	18	1,08	9,5	0,54	3	0,18
			Max	250	15	300	18	300	18	180	10,8	90	5,4	30	1,8
			continuous operation	100	6	200	12	240	14,4	180	10,8	90	5,4	30	1,8
OI 100	50	660	Min	110	6,6	66	3,9	66	3,9	48	2,9	24	1,45	10	0,6
			Max	550	33	660	39,6	660	39,6	480	29	240	14,5	100	6
			continuous operation	230	13,2	440	26,4	530	31,8	480	29	240	14,5	100	6
OI 200	80	700	Min	110	6,6	70	4,2	70	4,2	50	3	25	1,5	12	0,72
			Max	560	34	700	42	700	42	500	30	250	15	120	7,2
			continuous operation	230	14	420	25,2	525	31,5	500	30	250	15	120	7,2
OI 400	100	1200	Min	200	12	120	7,2	120	7,2	100	6	60	3,6	30	1,8
			Max	1000	60	1200	72	1200	72	1000	60	600	36	300	18
			continuous operation	400	24	960	57,6	1100	66	1000	60	600	36	300	18

### Measuring ranges for water

- Measuring range for cold water: Column 0,3 - 1,5 mPa.s for continuous liability are 50% and for max. liability 70% of line 2 (max.)
- Measuring ranges for hot water: Column <0,3 mPa.s only min. to permanenty

Measuring ranges for sulfuric acid: on request



## Oval Wheel Meter OI

Oval wheel meter for liquids

### Measuring ranges for low and high viscosity media with Newtonian flow behavior with ball bearings for the oval wheels

Meter with ball bearing (instead of carbon bearings), special toothed (OI 5 standard toothed)

Type	DN	Flow rate Qmax [l/min]		1,5 - 20 mPa.s		to 350 mPa.s		to 2000 mPa.s		to 5000 mPa.s		to 10000 mPa.s		to 20000 mPa.s		to 60000 mPa.s	
				[l/min]	[m³/h]	[l/min]	[m³/h]	[l/min]	[m³/h]	[l/min]	[m³/h]	[l/min]	[m³/h]	[l/min]	[m³/h]	[l/min]	[m³/h]
OI 5	25	50	Min	15	0,9	5	0,3	2,5	0,15	1,2	0,072	0,6	0,036	0,3	0,018	0,1	0,006
			Max	50	3	50	3	25	1,5	12	0,72	6	0,36	3	0,18	1	0,06
OI 10	25	100	Min	30	1,8	10	0,6	8	0,5	4	0,24	2	0,12	1	0,06	0,3	0,018
			Max	100	6	100	6	80	5	40	2,4	20	1,2	10	0,6	3	0,18
OI 50	50	300	Min	60	3,6	30	1,8	15	0,9	7,5	0,45	4	0,24	2	0,12	1	0,06
			Max	300	18	300	18	200	12	150	9	80	5	40	2,5	12	0,72
OI 200	80	700	Min	140	8,4	70	4,2	30	1,8	15	0,9	10	0,6	4	0,25	3	0,18
			Max	700	42	700	42	700	42	350	20	180	11	80	5	25	1,5
OI 400	100	1200	Min	240	14,5	120	7,2	60	3,6	35	2	17	1	10	0,6	4	0,24
			Max	1200	72	1200	72	1200	72	700	42	350	21	180	11	50	3

For Newtonian flow behavior up to 100.000 mPas:

OI 50: 0,6 to 6 l/min

OI 200: 1 to 12 l/min

OI 400: 2 to 25 l/min

### Measuring ranges for pseudoplastic substances with non-Newtonian flow behavior, e.g. dispersions in execution with ball bearing of the oval wheels

Type	DN	Flow rate Qmax [l/min]		1,5 - 20 mPa.s		to 300 mPa.s		to 30.000 mPa.s		to 60.000 mPa.s		to 100.000 mPa.s	
				[l/min]	[m³/h]	[l/min]	[m³/h]	[l/min]	[m³/h]	[l/min]	[m³/h]	[l/min]	[m³/h]
OI 5	25	50	Min	15	0,9	5	0,3	3,5	0,21	2,5	0,15	1,5	0,09
			Max	50	3	50	3	35	2,1	25	1,5	15	0,9
OI 10	25	100	Min	30	1,8	10	0,6	7,5	0,45	5	0,3	3	0,18
			Max	100	6	100	6	75	4,5	50	3	30	1,8
OI 50	50	300	Min	60	3,6	30	1,8	12	0,72	7,5	0,45	4,5	0,27
			Max	300	18	300	18	240	14,5	150	9	90	5,4
OI 200	80	700	Min	140	8,4	70	4,2	25	1,5	15	0,9	10	0,6
			Max	700	42	700	42	500	30	300	18	200	12
OI 400	100	1200	Min	240	14,5	120	7,2	45	2,7	30	1,8	18	1,1
			Max	1200	72	1200	72	900	54	600	36	360	22



## Oval Wheel Meter OI

Oval wheel meter for liquids

### CHARACTERISTIC PARAMETER

#### Reference conditions

Our calibration devices are approved by PTB and traceable to national standards  
 Pressure: 2 to 7 bar. Temp: 20°C to 30°C

#### Accuracy

± 0,1% to ± 0,3% of measured value

#### Repeatability

<0,02%

### Construction details

#### Design / dimensions / weight

	Type		OI 5	OI 10	OI 50	OI 100	OI 200	OI 400
	Nominal size		DN 25	DN 25	DN 50	DN 50	DN 80	DN 100
	D (mm)		135	150	245	290	365	445
	Length L (mm)	DIN	220	220	300	370	450	550
ANSI150		220	220	330	370	450	550	
ANSI300		220	220	330	390	470	560	

For oval wheel meters series OI only with pulse pick-up AG19, AG20 or AG42, AG43 the following dimensions are valid:

	Type e		OI 5	OI 10	OI 50	OI 100	OI 200	OI 400
	Nominal size		DN 25	DN 25	DN 50	DN 50	DN 80	DN 100
	Dimensions (mm)	h	52	65-72*	104	146	145	183
		H with pulse pick-up AG19/20	214	217	235	282	299	335
		H with pulse pick-up AG42	180	183	-	-	-	-
H with pulse pick-up AG43		-	-	201	248	265	301	
Weight approx. (kg)		12	15	34	65	74	119	

When using a temperature extension, the dimension H is increased by 300 mm and the weight by about 2kg

\* Depending on the material version



## Oval Wheel Meter OI

Oval wheel meter for liquids

**OI5 - OI400 with mechanical indicator E,D or roller counter M5 and optional pulse pick-up AG19, AG20, AG01-08**

Version with single indicator E and double indicator D

OI ... E / OI...D	OI ... Es / OI...Ds	OI...wE / OI...wD

Version with roller counter M5

OI ... M5	OI ... M5s	OI ... M5B	OI ... M5SB

Version with roller counter M5V

OI ... M5V (with pneumatic switch)	OI ... M5sV	OI ... M5BV	OI ... M5SB



## Oval Wheel Meter OI

Oval wheel meter for liquids

Type Nominal size		OI 5	OI 10	OI 50	OI 100	OI 200	OI 400
		DN 25	DN 25	DN 50	DN 50	DN 80	DN 100
Dimensions (mm)	h	52	71	106	147	144	183
	H1	229	231	249	296	313	349
	H2	312	314	332	379	396	432
	H3	357	359	377	424	441	477
	H4	362	364	382	429	446	482
	H5	392	394	412	459	476	512
	H6	367	369	387	434	451	487
Weight approx. (kg)	E,D	13	16	35	66	75	120
	M5	17	22	36	72	81	126
	M5B	20	25	39	75	84	129
	M5V	24	29	43	79	88	133
	M5BV	27	32	46	82	91	136

for meters with external regulation, pulse pick-up AG19 / AG20 or extension the dimensions change as follows: H1 to H7

### External regulation

+ 42 mm

### Pulse pick-up AG19 / 20

+ 115 mm

### Pulse pick-up AG01-08

+ 67 mm

### extension

+ 300 mm

When using a temperature extension 300 mm becomes a weight increased by approx. 2 kg

### OI 5 – OI 400 with EZ, EZD

D-EN-OIR-20190412

Type Nominal size		OI 5	OI 10	OI 50	OI 100	OI 200	OI 400
		DN 25	DN 25	DN 50	DN 50	DN 80	DN 100
Nominal (mm)	h	52	71	106	147	144	183
	H	199	202	220	267	284	320
Weight approx. (kg)		13	16	35	66	75	120





## Oval Wheel Meter OI

Oval wheel meter for liquids

### OI 5 – OI 400 with UST

	Type Nominal size		OI 5	OI 10	OI 50	OI 100	OI 200	OI 400	
			DN 25	DN 25	DN 50	DN 50	DN 80	DN 100	
	Dimensions (mm)	h		52	71	106	147	144	183
		H USTI/USTX		337	339	357	404	421	457
		H USTD		325	327	345	392	409	445
	H with pulse pick-up AG43		-	-	201	248	265	301	
Weight approx.. (kg)			13	16	35	66	75	120	

### Material

	G1	G2	F5	F57
<b>Housing</b>	Cast iron	Cast iron	Stainless steel	Stainless steel
<b>Oval wheel</b>	Cast iron	Cast iron	Stainless steel	Stainless steel
<b>Measuring chamber cover</b>	Cast iron (*) + carbon ring	Cast iron (*) + carbon ring	Carbon ring	Stainless steel
<b>Sleeve</b>	n.a.	Carbon ring	Carbon ring	n.a.
<b>Bearing</b>	Hartkohle	Carbon ring	Carbon ring	Ball bearing

(\*) Measuring chamber cover made of hard carbon at nominal sizes < DN 50

**F528** as execution

**F5**, but with encapsulated magnet or magnetic carrier in the wet room and acid resistant carbon stage

### Available material

	Mechanical counters With/without AG19/AG20/AG01-08	AG42/AG43 With/without UST	G1	G2	F5	F57	F528
OI5	x		x	x	x	x	x
		x			x		x
OI10	x		x	x	x	x	x
		x			x		x
OI50	x		x	x	x	x	x
		x	x	x	x		x
OI100	x			x	x		x
		x		x	x		x
OI200	x		x	x	x	x	x
		x	x	x	x		x
OI400	x		x	x	x	x	x
		x		x	x		x

D-EN-OIR-20190412



## Oval Wheel Meter OI

Oval wheel meter for liquids

### Operation conditions Degree of protection

	Ambient temperature	Housing	Ex-protection
OI:			Mechanical Ex-protection
AG19, AG20:	-25 bis +90°C	IP54	II 2G EEx ia IIC T6
AG42, AG43:	-50 bis +60/+75/+85°C	IP65	II 2G EEx ib IIC T6/5/4
Indicator E, D:	-20 bis +110°C	IP54	
M5:	-20 bis +60°C	IP54	
USTI:	-20 bis +70°C	IP65	II 1/2G EEx ia IIC T4
USTX:	-40 bis +60°C	IP65	II 2G EEx d [ib] IIC T4
USTD:	-40 bis +70°C	IP65	II 2G EEx d [ia] IIC/IIB T6

Degree of protection for enclosures IP acc. to IEC 529 / EN 60529, Ex-approval Directive 2014/34/EU

Caution: The LC-displays of the electrical counters (UST) operates from -10°C to +70°C

### Process pressure / process connection

Druckstufe*	PN10 DIN2532	PN16 DIN2533	PN25 DIN 2534 / DN2544	PN40 DIN2545	ANSI150 (1)	ANSI300 (2)
OI5 / OI10			G1	G2 - F5 - F57 - F528	all	All except G1
OI50		G1		G2 - F5 - F57 - F528	all	All except G1
OI100				G2 - F5 - F528	all	all
OI200	G1		G2 - F5 - F57 - F528		all	All except G1
OI400	G1		G2 - F5 - F57 - F528		all	All except G1



## Oval Wheel Meter OI

Oval wheel meter for liquids

### Operating temperature limit

See available materials

OI5 / OI10	-10 to 60°C	>60 to 90°C	>90 to 110°C	>110 to 170°C	>110 to 180°C
OI5 / OI10 Mechanical display	<b>Standard</b>	<b>Extension</b>	<b>Extension</b>	<b>Extension and special tolerances</b>	
OI5 / OI10 AG19					
OI5 / OI10 AG42					
OI5 / OI10 AG01-08		<b>Extension</b>			
OI5 / OI10 AG42 UST				<b>Special tolerances</b>	

For OI5 / OI10 F57 standard max. 60°C / with special tolerances max. 110°C, but max. 90°C with AG19/AG20. with special tolerances and extensions max. 180°C

OI50 / OI100 / OI200 / OI400	-10 to 60°C	>60 to 90°C	>90 to 110°C	>110 to 170°C	>110 to 180°C
OI mechanical display	<b>Standard</b>	<b>Special tolerances</b>		<b>Extension and special tolerances</b>	
OI AG19					
OI AG43					
OI AG01-08					
OI AG43 UST			<b>Sonder-toleranzen</b>		

For liquified gases with special tolerances (not suitable for versions G1, F528, F57) max. 20°C.

For OI with mechanical Display or AG19/AG20 with 400 mm extension and 2 magnetic coupling low temperature down to -60°C (note pressure reduction).

For OI AG42/AG43 with or without UST with special bolts and nuts from A4-70 low temperature down to -40°C (note pressure reduction).

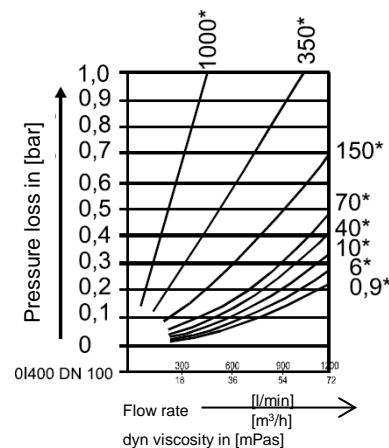
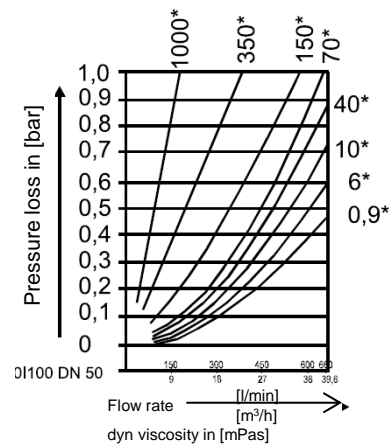
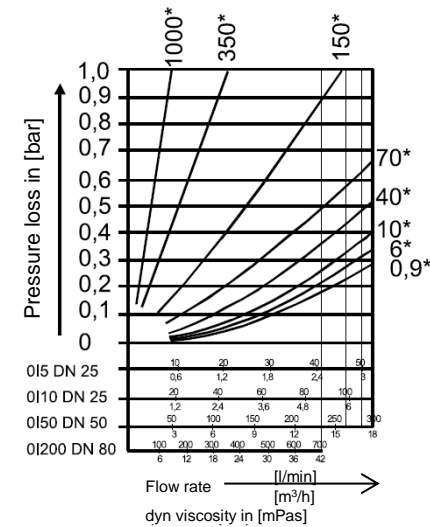


## Oval Wheel Meter OI

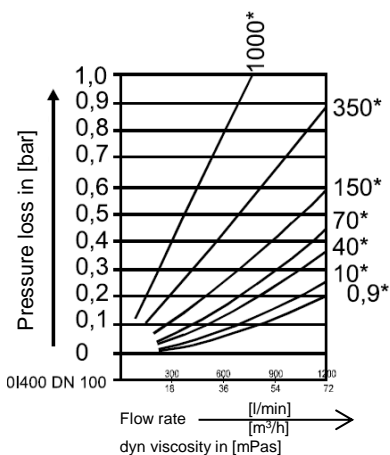
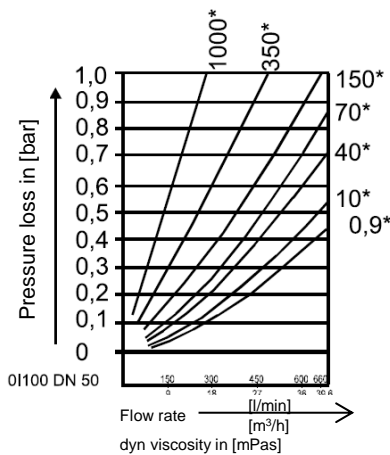
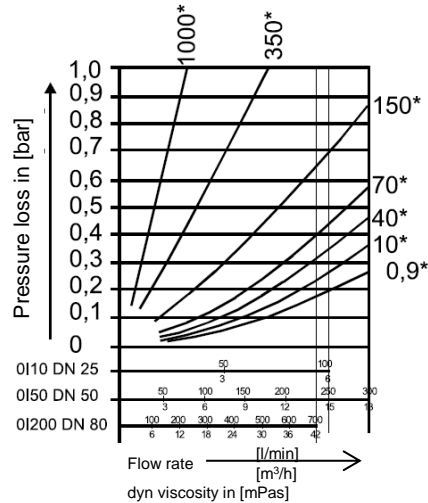
### Oval wheel meter for liquids

#### Pressure loss

Normal toothed



Special thoothed



D-EN-OIR-20190412



## Oval Wheel Meter OI

Oval wheel meter for liquids

### Certificates and approvals

#### EG-Conformity declaration, EC type examination certificate

#### Directive 2014/34/EU (Ex-protection), IEC-Ex

EN 13463-1: Non-electrical equipment for use in potentially explosive atmospheres

EN 1127-1: Ex-protection, basic concepts and methodology

EN 60079-0: Explosive atmospheres equipment – General requirements

EN 60079-11: Intrinsically safety „i“

EN 60079-1: Flameproof enclosures „d“

- Universal Smart Transmitter Type UST Eexia, DMT 99 ATEX E 014 X
- Universal Smart Transmitter Type UST EExd [ia], DMT 00 ATEX E 025 X
- Universal Smart Transmitter Type UST EExd [ib], BVS 04 ATEX E 022 X
- Pulse pick-up AG19, AG2 (proximity switch Types SJ 3,5N), PTB 99 ATEX 2219 X
- Pulse pick-up AG42, AG43 (Wiegand Sensor with preamplifier Type PV11) DMT 00 ATEX E 063 X
- Pulse pick-up AG01-08

#### Directive 2014/30/EU (EMC - Electromagnetic Compatibility)

- EN 61000-6-2: Generic standards – immunity for industrial environments
- EN 61000-6-3: Generic standards – Emission standard for residential, commercial and light industrial environments

#### Directive 2014/68/EU (PED – Pressure Equipment Directive)

- DIN EN 10213
- AD-Pamphlets
- EC-type approvals modul B + C

#### TYPE-APPROVAL CERTIFICATE UNDER GERMAN LAW MEASURING EQUIPMENT DIRECTIVE - MID

EWC-approval, Measuring Instrument Directive MID 2014/32/EU, OIML R117 test reports

#### OTHER APPROVALS AND CERTIFICATES (CONSIDERED)

**EN 55011:** Industrial, scientific and medical (ISM) radiofrequency equipment. Electromagnetic disturbance characteristics. Limits and methods of measurement

**NAMUR NE 21:** Electromagnetic compatibility (EMC) of industrial process and laboratory control equipment

**EN 61010-1:** safety requirements for electrical equipment for measurement, control and laboratory use. General requirements



## Oval Wheel Meter OI

Oval wheel meter for liquids

### Certificates and approvals

**EN 60947-5-6:** Specification for low-voltage switchgear and controlgear. Control circuit devices and switching elements. DC interface for proximity sensors and switching amplifiers (NAMUR)

**Lloyds Register, silicone-free**

**CE-Zeichen:** The measuring systems complies with the legal requirements of the EC-Directives 2014/30/EU and 2014/34/EU including the amendment and supplements published to date.

### Accessories

- Pulse pick-up AG19 and AG20
- Pulse pick-up AG01-08 (Exd)
- Pulse pick-up AG4x
- Single indicator E and double indicator D
- Mechanical resettable roller counter, Series M5
- Universal Smart Transmitter UST

### Important instructions!

Technical changes and errors reserved.

Pictures can be similar.

The operating instructions belonging to this device must be observed! Download at [www.schmidt-messtechnik.com](http://www.schmidt-messtechnik.com).