



## **Air Flow Sensor LTZ**

Flow monitor according to the thermodynamic principle for air



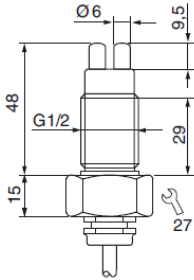
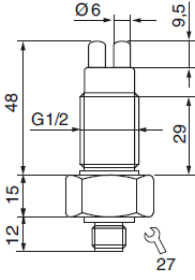
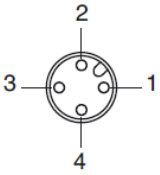
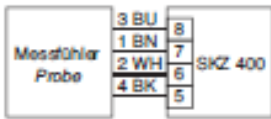
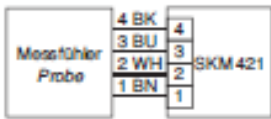
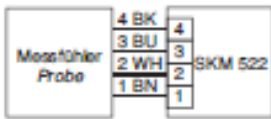
- Large detection range
- Screw thread G $\frac{1}{2}$
- Stainless steel coated measuring system
- Reduced immersion depth of the measuring pins
- Suitable for flow monitoring in extraction systems
- Separate evaluation device

D-EN-LTZ-20190402



## Air Flow Sensor LTZ

Flow monitor according to the thermodynamic principle for air

Technical data		
Design	G $\frac{1}{2}$	G $\frac{1}{2}$
Dimensions		
Detection range [m/s]	0,5...30	0,5...30
Sensor length [mm]	48	48
Type	LTZ 421 K-A2	LTZ 421 S-A2
ID-No.	P11100	P11101
Medium temperature [°C]	-20...+80	
Temperature gradient [K/min]	20	
Start-up time typ. [s]	10...90	
Reactions time typ. [s]	2...30	
Switching-off time [s]	5...30	
Compressive strength [bar]	30	
Sensor material	AISI 303, other materials on request	
Protection [EN 60529]	IP 68	IP 67
Connection	2 m PVC-cable 4x0,25 mm <sup>2</sup>	M12 connector
 <p>1: BN 2: WH 3: BU 4: BK</p>		
		

D-EN-LTZ-20190402



## Air Flow Sensor LTZ

Flow monitor according to the thermodynamic principle for air

Accessories
Amplifier SKZ
Amplifier SKM
Connection cable type SLG-4-2
Connection cable type SLG-4-5
Connection cable type SLW-4-2
Connection cable type SLW-4-5

D-EN-LTZ-20190402

### Important instructions!

Technical changes and errors reserved.

Pictures can be similar.

The operating instructions belonging to this device must be observed! Download at [www.schmidt-messtechnik.com](http://www.schmidt-messtechnik.com).